
language/format	time (s)
-----------------	----------

Object-oriented Python

as above, with Psyco

Octave

Numpy Python + BRAHMS

Numpy Python

Pyrex

Matlab

Raw C

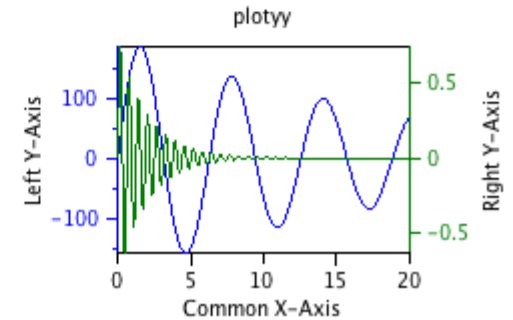
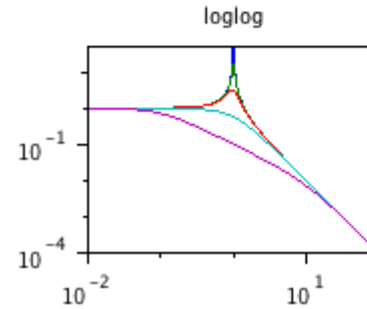
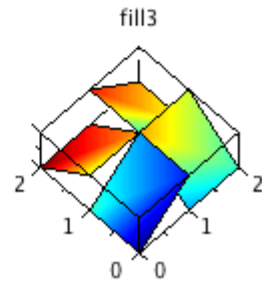
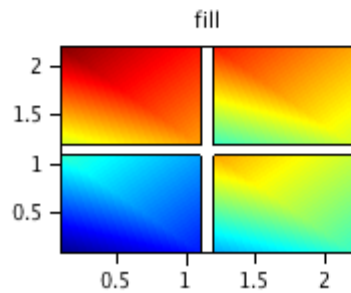
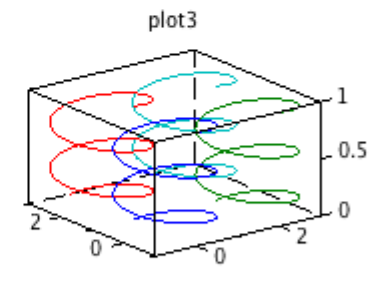
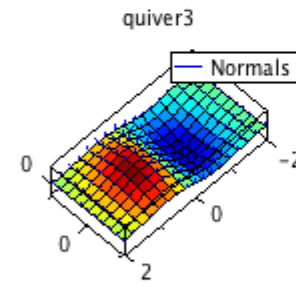
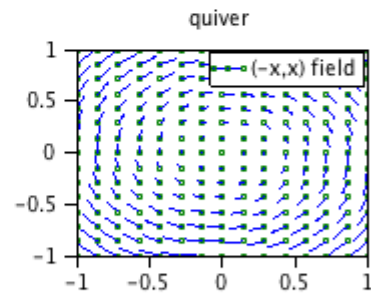
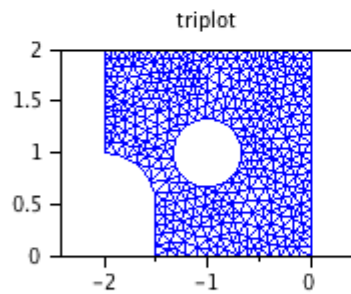
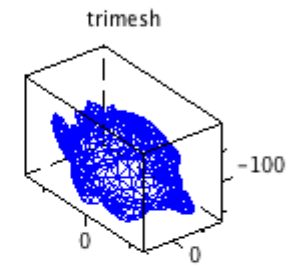
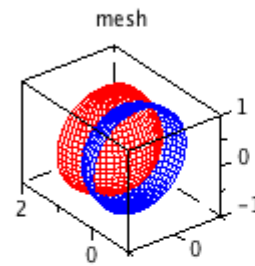
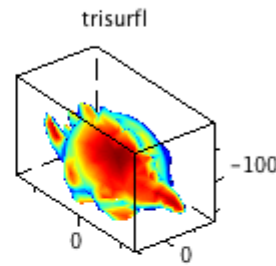
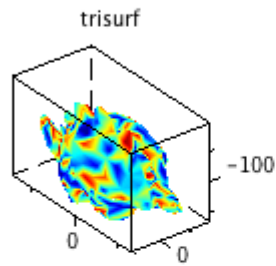
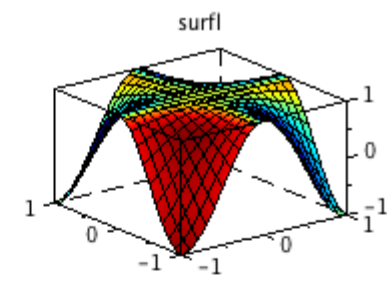
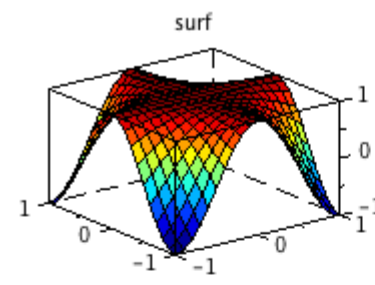
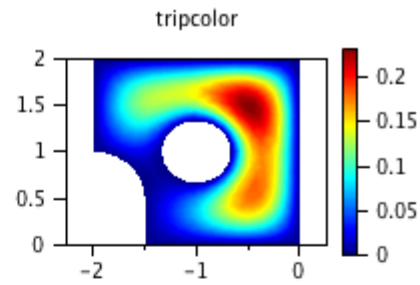
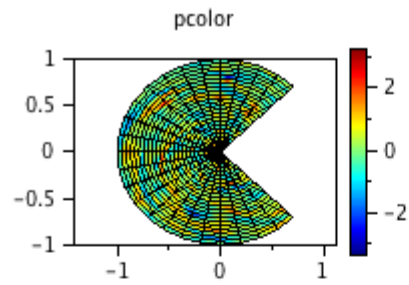
language/format	time (s)
Object-oriented Python	66.1
as above, with Psyco	48.6
Octave	1.31
Numpy Python + BRAHMS	0.89
Numpy Python	0.82
Pyrex	0.22
Matlab	0.21
Raw C	0.04

```

9 void DO_step(void)
10 {
11     int8_T sf_j;
12     int8_T sf_i;
13     int8_T sf_k;
14     int32_T sf_exitg;
15     int32_T sf_exitg_0;
16     sf_i = 9;
17     sf_j = 9;
18     sf_k = 9;
19     y_l[99] = 0;
20     do {
21         sf_exitg = 0;
22         do {
23             sf_exitg_0 = 0;
24             do {
25                 y_l[sf_i + 10 * sf_j] = u_1[10 * sf_k + sf_i] * u_2[10 * sf_j + sf_k] +
26                 y_l[10 * sf_j + sf_i];
27                 sf_k--;
28             } while (sf_k >= 0);
29
30             sf_j--;
31             if (sf_j >= 0) {
32                 sf_k = 9;
33                 y_l[sf_i + 10 * sf_j] = 0;
34             } else {
35                 sf_exitg_0 = 1;
36             }
37         } while ((uint32_T)sf_exitg_0 == 0U);
38
39         sf_i--;
40         if (sf_i >= 0) {
41             sf_j = 9;
42             sf_k = 9;
43             y_l[90 + sf_i] = 0;
44         } else {
45             sf_exitg = 1;
46         }
47     } while ((uint32_T)sf_exitg == 0U);
48 }

```

Scilab



SciPad 7.18.1 - Untitled1.sce (modified)

File Edit Search Execute Scheme Options Windows Help

```
1 // Example of a single FOR-loop
2 n=100; for k = 1:n, a(k) = sqrt(k); end;
3
4 // Same but written in three lines
5 for k = 1:n
6   b(k) = sqrt(k);
7 end;
8
9 // Example of a double FOR-loop
10 for j = 1:n, for k = 1:n, c(j,k) = j+k; d(j,k) = 5*c(j,k); end; end;
11
12 // Same but written in several lines
13 for j = 1:n,
14   for k = 1:n,
15     c(j,k) = j+k;
16     d(j,k) = 5*c(j,k);
17   end;
18 end;
19
20 // simplified array manipulation without loop
21 d = 5*c; // multiplies each element by 5
```

Line: 20 Column: 1

Logical line: 20